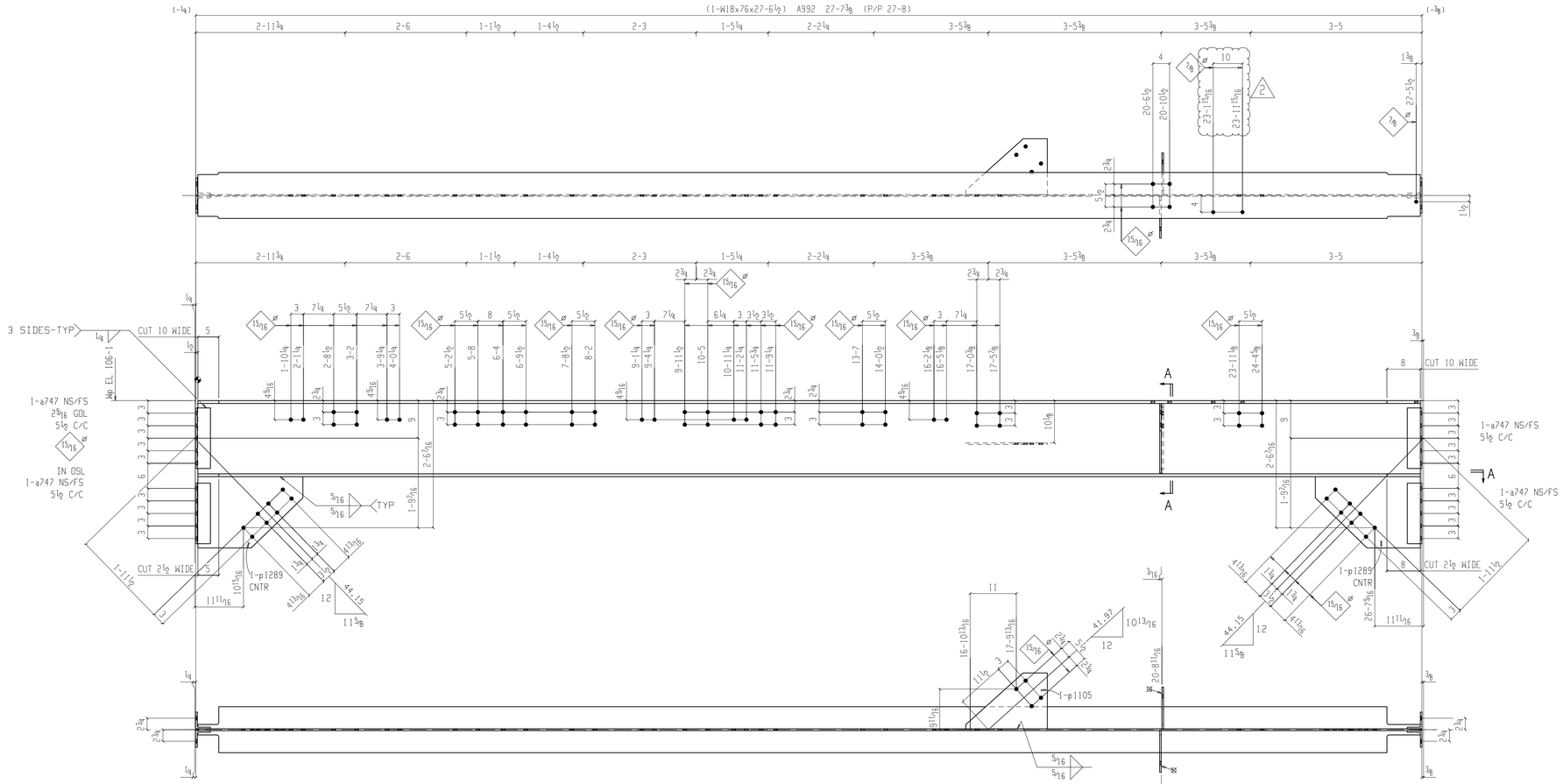

ONE BEAM 01309B

W 18 9/16 x 7/16
F 11 x 11/16
K 19/16 x 1⅛

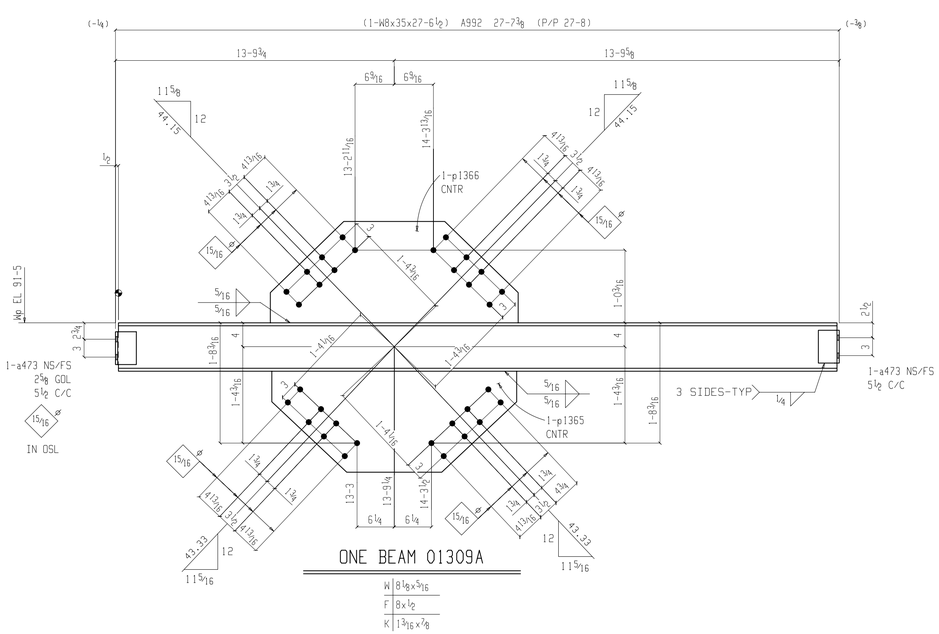

ONE BEAM 01309A

W 8⅛ x 5/16
F 8 x ½
K 1 3/16 x ⅞

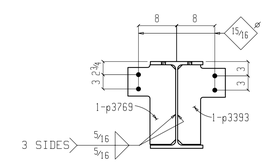

Section A-A

01309B

ALL ⅞" DIA BOLTS ARE A193,GRADE B8,CLASS 2,TYPE 304
ALL ¾" DIA BOLTS ARE A193,GRADE B8,CLASS 1,TYPE 304

NOTE(S):
1) CONTRACTOR TO FIELD VERIFY ALL DIMENSIONS AND ELEVATIONS PRIOR TO FABRICATION AND INSTALLATION.
2) CONTRACTOR AND/OR E.O.R. TO PROVIDE ALL HANDRAIL POST LOCATIONS.
3) E.O.R. TO VERIFY ALL CONNECTIONS.
4) ALL VERIFIES WILL BE ASSUMED CORRECT AS SHOWN UNLESS NOTED OTHERWISE BY APPROVER.

REF DWGS: E101-E105

1. FULLY PRETENSION ALL SHOP INSTALLED HIGH STRENGTH BOLTS U.N.
2. ⊗ INDICATES SIDE OF PLATE SHOP IS TO MARK FOR ERECTION PURPOSES.
3. ALL CONNECTION ANGLE LEGS AGAINST BM WEB ARE 3½" U.N.
4. ALL RUNNING DIM'S ARE TO END OF MAIN MATERIAL.
5. ALL WELDS ARE ¼ THICK CONTINUOUS (U.N.O.).

BILL OF MATERIAL

SHIP	MARK	NO. PCS.	DESCRIPTION	LENGTH FT.	LENGTH IN.	FAB MARK	MAT'L A36 U.N.	ADV BILL P/L	WEIGHT	NOTES
	01309A	ONE	BEAM						1130	CVN
1		1	W8x35	27	6½	01309A	A992	3-14	964	
4		4	L4x3½x⅜	0	5½	a473	A36		17	
1		1	PL⅜x17	3	5 3/16	p1366	A572-50		75	
1		1	PL⅜x16 15/16	3	5 1/16	p1365	A572-50		74	
			FIELD BOLTS							
		4	⅞ Dia A193-2	0	2½					+IFL WASH
		4	⅞ Dia A193-2	0	2¼					+IFL WASH
	01309B	ONE	BEAM						2336	CVN
1		1	W18x76	27	6½	01309B	A992	3-5	2093	
8		8	L4x3½x⅜	1	2½	a747	A36		88	
2		2	PL⅜x12 7/16	2	1⅛	p1289	A572-50		91	
1		1	PL⅜x13⅜	1	7½	p1105	A572-50		28	
1		1	PL⅜x10	1	4 11/16	p3393	A572-50		18	
1		1	PL⅜x10	1	4 11/16	p3769	A572-50		18	
			FIELD BOLTS							
		10	⅞ Dia A193-2	0	2½					+IFL WASH
		2	⅞ Dia A193-2	0	2¼					+IFL WASH
		10	⅞ Dia A193-2	0	2					+IFL WASH

ALL MAT'L ASTM-A36			U.N.
OPEN HLS 13/16 U.N.	BOLT ¾" DIA		U.N.
WELDING ELECTRODE-E70XX LH			U.N.
BOLTS:A193,GRADE B8,CLASS 1,TYPE 304			U.N.
NUTS: A194,GRADE F,TYPE 303			U.N.
WASHERS: STAINLESS STEEL FLAT WASHERS			
SURFACE PREP: SSPC-SP3			
PAINT:3 STEP EPOXY/EPOXY/URETHANE SYSTEM			
COLOR : SHALE GRAY.			
PAINT OPEN HLS	YES	NO	U.N.

PRINT RECORD

DATE	QTY	FOR

SEQUENCE-01

ALL ERRORS IN FABRICATION MUST BE REPORTED TO THE FABRICATOR WITHIN 24 HOURS FOR DECISION AS TO THE BEST METHOD OF CORRECTION. BACK CHARGES WILL NOT BE ACCEPTED UNLESS OUR CONSENT IS GIVEN IN ADVANCE IN WRITING.

REVISIONS

REV	DATE	BY	DESCRIPTION
A	08-25-15	VPR	ISSUED FOR APPROVAL
0	09-16-15	VPR	ISSUED FOR FABRICATION
1	09-23-15	VPR	REVISED AS NOTED
2	10-09-15	VPR	REVISED AS PER SEQ-3 BFA

JOB
LOCATION
CUSTOMER
ARCH/ENGR
TITLE
DRAWN VPR DATE 08-24-15 CHK'D VPG DATE 08-24-15
JOB NO: 15-32
DWG NO: 01309